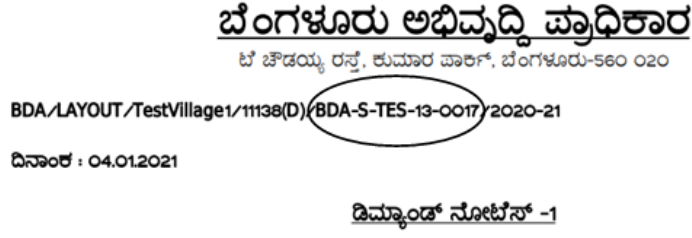


BDA (38) Application Public User Guide

For BDA public users:

Step-1. Make a note of BDA PID number from the Demand notice.



ರವರಿಗೆ,
TestUser17
Survey: 111
TestAddress17
TestVillage1

ಮಾನ್ಯರ,
ವಿಷಯ:- ಪ್ರಾಧಿಕಾರದ ಜಮೀನಿನಲ್ಲಿರುವ ಅನಧಿಕೃತ ಕಟ್ಟಡಗಳನ್ನು ಮರು ಮಂಜೂರಾತಿ ಮಾಡಿ ಹಂಚಿಕೆ ಮಾಡುವ ಕುರಿತು.
ಉಲ್ಲೇಖ: ಸರ್ಕಾರದ ಅಧಿಸೂಚನೆ ಸಂಖ್ಯೆ ಸಂವ.ಶಾಖಾ 8 ಶಾಸನ ದಿನಾಂಕ : 2009-07-11

Step-2. Enter <https://bdabangalore38d.org/> BDA (38) URL in Google Chrome Browser OR IE and click on Enter. Then below screen 'Welcome to BDA' page will launch.



BENGALURU DEVELOPMENT AUTHORITY

[Home](#) [About us](#) [Contact Us](#) [FAQ](#) [Help](#) [Login](#)

Welcome to Bengaluru Development Authority



38D. Allotment of Bangalore Development Authority Land in favour of original owner or purchaser or unauthorized occupant etc.- (1) Notwithstanding anything contained in this Ordinance or in any other law or any development scheme made under this Ordinance, but without prejudice to section 38-C where the Authority after holding such enquiry as it deems fit, is of the opinion that any land vested in, or acquired by it on account of existing building thereon and it is not practicable to include such land for the purpose of development scheme or formation of sites, the Authority may, subject to such rules after holding such enquiry as may be prescribed, allot such land by sale in favour of the original owner of the land or purchaser from its original owner or any other person in unauthorized occupation of the land for some reason or other who has put up the building on the land and is in settled possession of such land but does not include a tenant, licensee or permissive user subject to the conditions that,-

Step-3. Click on Login from Menu bar. Click on create Account link from Sign in form.

BENGALURU DEVELOPMENT AUTHORITY

Home About us Contact Us FAQ Help Login

Sign In

Email *
Email address

Password *
Password*

Remember Me [Forgot your password?](#)

LOGIN

[New User? Create Account](#)

© Copyright 2020.
Developed by BDA
[Terms and conditions](#)

Step-4. Create an Account by filling all the fields and click on SUBMIT button, and then OTP will be sent to your mobile number and email ID.

BENGALURU DEVELOPMENT AUTHORITY

Home About us Contact Us FAQ Help Login

Create Account

BDA PID *
BDA PID No.

First Name *
First Name

Mobile *
Mobile Number

Email *
Email*

Address *
Address

State *
State

Date of Birth *
dd-mm-yyyy

Last Name *
Last Name

Gender *
Gender

Password *
Password*

Country *
country

Pincode *
Pincode

SUBMIT

© Copyright 2020.

Step-5. Enter a received OTP and click on submit button. You will get a message OTP verified successfully, OR IF you made late to enter an OTP click on resend, an OTP will be regenerated.

BENGALURU DEVELOPMENT AUTHORITY

Home About us Contact Us FAQ Help Login

OTP Verification

OTP has been sent to your Email / Mobile

Enter OTP *

ONE TIME PASSWORD

Submit Resend

© Copyright 2020.
Developed by BDA
[Terms and conditions](#)

Step-6. After verifying OTP click on Login button, then you will get the Application Enrollment page fill the required mandatory fields and save it, then you can download the filled notice.

The screenshot shows the 'Application Enrollment' form with the following fields:

- Layout Name: * (TestLayout1)
- BDA PID No * (BDA-S-TES-1-1004)
- Extent Acquired(Acre-Gunte) * (2-7)
- Applicant Name *
- Father/Husband Name *
- Age/DOB * (dd-mm-yyyy)
- Mobile No. *
- Site No. * (11)
- Extent of the Site in Sqft: * (121)
- Village Name * (TestVillage1)
- Survey No. *
- Sector/Phase/Block No *
- Present Address * (bang)
- Occupation * (TESTN)
- Aadhaar No. *
- Name of the owner of the site with building: *
- Date of Purchase: * (dd-mm-yyyy)
- Building Construction Date: * (dd-mm-yyyy)

Step-7. After Application Enrollment click on Application Status then you can view the Application status.

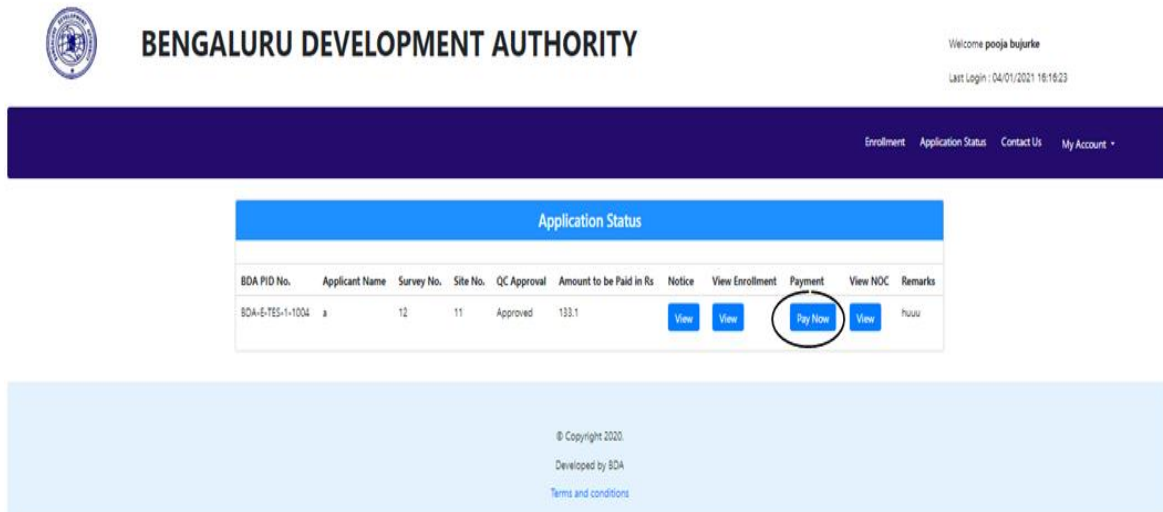
The screenshot shows the 'Application Status' page with a table of application records:

BDA PID No.	Applicant Name	Survey No.	Site No.	QC Approval	Amount to be Paid in Rs	Notice	View Enrollment	Payment	View NOC	Remarks
BDA-S-TES-1-1004	a	12	11	Approved	133.1	View	View	Pay Now	View	PAID

At the bottom of the page, there is a footer with the following text:

© Copyright 2020.
 Developed by BDA
[Terms and conditions](#)

Step-8. Then you can pay by clicking on pay now button.

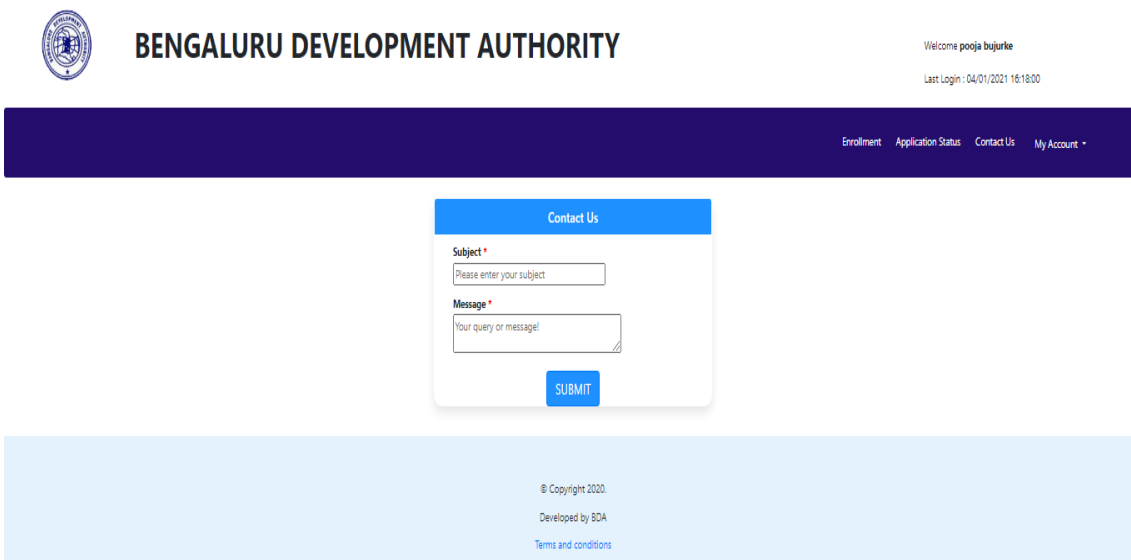


The screenshot shows the Bengaluru Development Authority (BDA) website. The header includes the BDA logo, the name "BENGALURU DEVELOPMENT AUTHORITY", and a user greeting "Welcome pooja bujurke" with a last login time of "04/01/2021 16:16:23". A dark blue navigation bar contains links for "Enrollment", "Application Status", "Contact Us", and "My Account". The main content area is titled "Application Status" and features a table with the following data:

BDA PID No.	Applicant Name	Survey No.	Site No.	QC Approval	Amount to be Paid in Rs	Notice	View Enrollment	Payment	View NOC	Remarks
BDA-E-TES-1-1004	a	12	11	Approved	133.1	View	View	Pay Now	View	huuu

At the bottom of the page, there is a footer with the text: "© Copyright 2020. Developed by BDA. Terms and conditions".

Step-9. If you have any query click on Contact Us from menu bar, write Subject and message then submit it.



The screenshot shows the Bengaluru Development Authority (BDA) website with the "Contact Us" form open. The header and navigation bar are identical to the previous screenshot. The "Contact Us" form has a blue title bar and contains the following fields:

- Subject ***: A text input field with the placeholder "Please enter your subject".
- Message ***: A text area with the placeholder "Your query or message!".
- SUBMIT**: A blue button to submit the form.

At the bottom of the page, there is a footer with the text: "© Copyright 2020. Developed by BDA. Terms and conditions".